



### District Report Card: 2017


<b>State:</b> Bihar	<b>District:</b> Kishanganj
<b>Class:</b> 5	<b>Subject:</b> Language
<b>Schools:</b> 61	<b>Students:</b> 1227


### Participation/Coverage


#### Students

<div>GENDER</div> <div></div>	Boys		Girls	
	Number	%	Number	%
	542	44.17	685	55.83

<div>AREA</div> <div></div>	Rural		Urban	
	Number	%	Number	%
	1150	93.72	77	6.28

<div>CATEGORY</div> <div></div>	SC		ST		OBC		GEN	
	Number	%	Number	%	Number	%	Number	%
	97	7.91	31	2.53	544	44.34	555	45.23

<div>CWSN</div> <div></div>	LD	VI	HI	S&LD	ID	Oth
	2	2	0	2	5	0

<div>Management</div> <div></div>	Government		Government-aided	
	Number	%	Number	%
	1227	100.00	0	0.00

### Average Performance of Students in Language (%)

Overall	Gender		Area		Management		Social Group			
	Male	Female	Rural	Urban	Govt.	Aided	SC	ST	OBC	GEN
50.52	51.12	50.04	50.41	52.21	50.52	0.00	49.97	56.56	51.51	49.31

## Performance on Learning Outcomes (LOs)

Learning Outcomes	Description	Average Performance(%)
L504	Reads and comprehends independently storybooks, news items/ headlines, advertisements etc.	47.68
L508	Reads text with comprehension, locates details and sequence of events	51.94

Range of Performance of Students who Answered Correctly							
Below 30%		30% - 50%		50% - 75%		Above 75%	
Number	%	Number	%	Number	%	Number	%
253	20.62	363	29.58	428	34.88	183	14.91

## Lowest Performing Learning Outcomes (LOs)

- 1 - Reads and comprehends independently storybooks, news items/ headlines, advertisements etc. (47.68)
- 2 - Reads text with comprehension, locates details and sequence of events (51.94)